



Genus X



Genus X

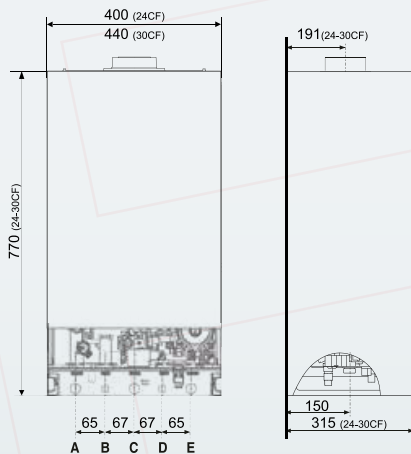
Conventional boiler with connectivity capabilities

/ Simplified control: via smartphone with Ariston NET intuitive app (enabled with optional accessory).

Features

- / High Resolution LCD display
- / Elegant design
- / Busbridge net communication protocol
- / Optimized acoustic silence
- / Boiler protection from water impurities
- / Anti-freezing safety in case of low external temperature

Energy Class



KEY
 A \ Central Heating Flow
 B \ Domestic Hot Water Outlet
 C \ Gas Inlet
 D \ Domestic Cold Water Inlet
 E \ Central Heating Return



Genus X

Technical Data

ARISTON
The home of sustainable comfort



ITALIAN DESIGN



AUTO FUNCTION



COMFORT FUNCTION



SMART MENU



EASY INSTALLATION

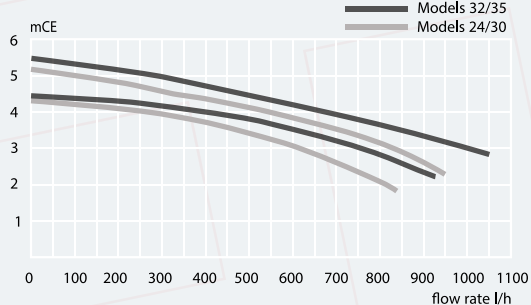


EASY MAINTENANCE

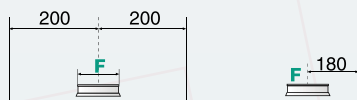


SYSTEM MANAGEMENT

Boiler residual head



CF Version - Natural draught



TECHNICAL DATA

24 CF

30 CF

POWER SPECIFICATIONS

Max/min nominal heat input (Hi)	kW	25,8/11,0	29,5/13,0
Max/min nominal heat input (Hs)	kW	28,7/12,2	32,8/14,4
Max/min nominal heat input for hot water (Hi)	kW	27,0/11,0	30,5/13,0
Max/min nominal heat input for hot water (Hs)	kW	30,0/12,2	33,9/14,4
Heat output: max/min	kW	23,7/9,9	26,5/11,2
D.H.W. Heat output: max/min	kW	25,0/10,2	27,9/11,9
Combustion efficiency (of flue gas)	%	92,7	92,8
Gross efficiency of nominal heat input (60/80 °C) Hi/Hs	%	91,9/82,8	89,9/81,0
Gross efficiency at 30 % at 47°C Hi/Hs	%	91,2/82,1	89,7/80,8
Gross efficiency at minimum power Hi/Hs	%	90,2/81,2	86,5/77,9
Number of efficiency stars (Directive 92/42/EEC)	stars	☒☒	☒☒
Ma. heat loss to the casing (ΔT = 50°C)	%	0,8	2,9
Heat loss through the flue when burner on	%	7,3	7,2
Heat loss through the flue when burner off	%	0,4	0,4

EMISSIONS

Residual discharge head	Pa	-	-
Minimum draw	Pa	4,1	4,3
Nox class	class	2	2
Flue fumes temperature (G20)	°C	116	125
CO2 content2 (G20)	%	5,4	6,1
CO content (0 %O2)	ppm	54	44
O2 content2 (G20)	%	10,8	9,5
Max capacity fumes (G20)	kg/h	67,2	70,2
Excess air	%	105	83

HEATING CIRCUIT

Expansion vessel pre-charged pressure	Mpa (bar)	0,1 (1)	0,1 (1)
Maximum central heating circuit pressure	Mpa (bar)	0,3 (3)	0,3 (3)
Expansion vessel capacity	l	8	8
Central heating temperature: max/min	°C	82/35	82/35

DOMESTIC HOT WATER CIRCUIT

Domestic hot water temperature max/min	°C	60/36	60/36
Specific flow rate of domestic hot water system (10 min. with ΔT=30°C) instant boilers	l/min	11,8	13,2
D.H.W. flow rate ΔT=25°C	l/min	14,3	16
D.H.W. flow rate ΔT=35°C	l/min	10,2	11,4
Hot water comfort stars (EN13203)	stars	☒☒	☒☒
D.H.W. minimum flow rate	l/min	<2	<2
Domestic hot water pressure max/min	Mpa (bar)	0,7/0,1 (7/1)	0,7/0,1 (7/1)

ELECTRICAL

Power supply voltage/frequency	V/Hz	220/50	220/50
Power consumption	W	50	50
Minimum operating room temperature	°C	5	5
Electric system grades of protection	IP	X5D	X5D
Weight	kg	27	28

CODE

3300850

3300852

EDGES

HEATING SYSTEMS

+2 0110 177 7751

www.EdgesHeating.com

Info@solaredges.com

2 Ext 26 July St . Lebnan Sq .

El Hawary Tower , Mohandessin

Giza 12654 - Egypt



@Edges Heating Systems & Solar Energy



@EdgesSolar